



# Architectural Colors

## Color Chips


### Available on All Hydrel and Winscape




BL - Black Textured



BRS - Bronze Smooth




BRT - Bronze Textured




BZ - Brown Textured




DBL - Designer Black Smooth




DBLB - Designer Black Textured



DDB - Designer Bronze




DDBT - Design Bronze Textured




DNA - Natural Aluminum Smooth



DWH - Designer White



GN - Green




GR - Gray



NBS - Natural Bronze Smooth




SND - Sand



STG - Steel Grey



TVG - Terra Verde Green



VET - Verde Textured




WH - White Textured



WHS - White Smooth


### Brass Only -- Winscape Only



BRZ - Satin Bronze  
w/ Satin Clear




NAT - Natural Brass  
w/ Satin Clear




POS - Polished Brass  
w/ Satin Clear

### Stainless Only -- Winscape Only



BRSS - Brushed Stainless Steel  
w/ Clear Coat



NSS - Natural Stainless Steel  
w/ Clear Coat



PSS - Polished Stainless Steel  
w/ Clear Coat

Aluminum fixture surfaces are "four step pretreated" prior to being painted with a long lasting TGIC polyester powder coat.

Custom finishes are available. Textures of custom finishes are dependent on the finish material specified. Please consult factory.

*Note: These colors were scanned from color chip samples. Some colors, however, may vary slightly from actual appearance due to printing variations and limitations. Please contact factory for color chip samples.*